

Barbara Eichmuller's *Home* FRONT



Ann Arbor Native Right From the Start

www.BarbaraEichmuller.com

September 2010

Dear Friends and Family,

What I love best about the new school year is the feeling of a fresh new start. Unlike New Year's which is at the end of the hectic holiday season, the school year follows the dog days of August. By Labor Day I was always ready to go back to school and get back into the "routine."

For that reason I thought the beginning of the school year would be the perfect time to send out an edition of the HomeFront.

For those of you who tried to register your Reinhart Rewards card and were faced with a page to start an automatic search there are step by step directions on how to register your card. There is also an insert in this issue that conveniently lists all the participating companies. We here at Reinhart hope you will take advantage of this new program that supports local businesses and saves you time and money. As new companies are added I will let you know so you can take advantage of those discounts as well.

Next on page two there are some fun back to school anecdotes, a little apple trivia and page three has tips for how to winterize your home for the cold months ahead. I will post these tips on my web site in case you want to reference them at a later time.

Barbara



P.S. Have ideas for future newsletters or want to share with me some of your news? I'd love to hear from you!

Reinhart Rewards

Many of you received a note and card for our **Reinhart Rewards** program. Need a card? You can request one online. This program is simple and **completely free with no obligation**. Here's how to navigate the registration.

- 1) Go to **www.reinhartrealtors.com**
- 2) Choose the tab **Rewards** on the right top under the phone number
- 3) Select the button for **Set Up an Account**
- 4) Enter the required fields of email and name
- 5) Select me from the pull down menu for **Preferred Agent**
- 6) Scroll to the bottom of the *Get Started* screen and select the **Register Your Card** button
- 7) Enter the card number in the correct field near the bottom, you can also edit contact info
- 8) When you click **save** your number has been added (although the screen still prompts for account changes—you can edit as desired)
- 9) When you browse for savings, be sure to log in for access to the best deals
- 10) Take your card and printed coupon(s) to the merchant to complete your savings!
- 11) **Be sure to have your Reinhart Rewards card and the coupon when you shop.**

Sample Coupon



25% OFF

The Purchase of Any Book
About Ann Arbor or Michigan

Nicola's Books

Valid with Reinhart Rewards membership only. Reinhart Rewards card must be presented to receive offer. Certain exclusions apply. Excludes previous purchases. Coupon cannot be combined with any other offers, coupons, sale pricing, or corporate, classroom, or other group discounts. Original coupon must be relinquished at time of purchase. Single-use coupon. One coupon per customer during the valid period. Void if copied, transferred, and where prohibited by law. Any other use constitutes fraud. Valid in-store only.

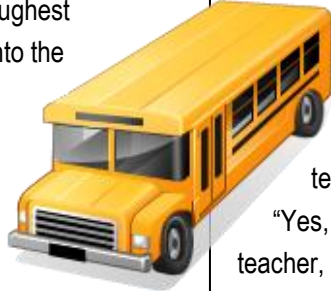
Reinhart Real Estate shall not be held responsible or liable for changes to or termination of published vendor offers.

Reinhart Rewards Exclusive Offer
Valid Through: 9/30/10

Back to School

For the Funny Bone

A school teacher injured his back and had to wear a plaster cast around the upper part of his body. It fit under his shirt and was not noticeable at all. On the first day of the term, still with the cast under his shirt, he found himself assigned to the toughest students in school. Walking confidently into the rowdy classroom, he opened the window as wide as possible and then busied himself with desk work. When a strong breeze made his tie flap, he took the desk stapler and stapled the tie to his chest. He had no trouble with discipline that term.



little boy raised his hand and said, "I think he said 'Wow! A talking pig!'"

We were doing a science lesson on how plants grow. The students all got a chance to plant their own seeds. As the teacher I planted a few extra seeds for the children whose plants do not sprout. After a few weeks of watching them I secretly exchanged a few. The next day one of my students said "Look teacher, it's a miracle, my plant is growing." I said "Yes, seeds sprouting is very exciting." He said, "No teacher, that's not the miracle, I ATE the SEED and it is growing anyway!"

My friend Rhonda was telling me how rushed she was that morning getting her three children off to school. One of them had a field trip, but Rhonda couldn't find the permission slip anywhere. She finally wrote a note to the teacher explaining she had lost the form but it was okay for her child to go on the trip. Later Rhonda got a call from the teacher saying the note she had sent was scribbled on the back of the "lost" permission slip.

A few blocks away from school, on our way to a pumpkin farm last fall, one of my first graders was looking out the window of the bus, while she was excitedly pointing and naming all the places she recognized; "that's where my grandma works," pointing to a supermarket warehouse. "My mom works at the bank," and that her aunt also worked somewhere. All of the sudden she stops, turns, and says to me, "How about you Mrs. Alvarez? Where do you work?"

One day the first grade teacher was reading the story of the Three Little Pigs to her class. She came to the part of the story where the first pig was trying to accumulate the building materials for his home. She read, "...And so the pig went up to the man with the wheelbarrow full of straw and said, 'Pardon me sir, but may I have some of that straw to build my house?'" The teacher paused then asked the class, "And what do you think that man said?" One

Know Your Apples

Red Delicious: Named when a nurseryman in 1894 exclaimed, "My that's delicious!" Sweet and juicy. Best for snacking; poor for baking.

Golden Delicious: Not related to Red Delicious. Slightly elongated; sweet, juicy. All-purpose apple-great for snacking, cooking, and baking.


Red Rome (Rome Beauty): Named for an apple-growing area in Ohio, not Italy. Slightly tart. Best for baking.

Winesap: Granddaddy of American apples! Wine-like flavor. All purpose apple.

Granny Smith: Mrs. Maria Smith nurtured the first seedling in the mid 1800's. Mildly tart. Best for snacking; good for baking.

McIntosh: First apple tree planted by John McIntosh about 1811. Two-toned red and green. All purpose apple.


Jonathan: Deep red; mildly tart, rich flavor. Versatile apple-excellent for snacking and baking.



Credit to www.tooter4kids.com and inspiringteachers.com.

This newsletter is intended for entertainment purposes only. Credit is given to the original author when known. Any omission is unintentional and should not be construed as plagiarism. To contact me please call me at **645-9054** or send an email to barbara@eichmuller.com. You can also find all the newest listings on the SEARCH MLS section of my website www.BarbaraEichmuller.com

Ready for Michigan Winter?



Fall is a good time of year to start thinking about preparing your home for winter, because as temperatures begin to dip, your home will require maintenance to keep it in tip-top shape through the winter. Here are nine tips to help you prepare your home for winter.

1) Furnace Inspection

- Call an HVAC professional to inspect your furnace and clean ducts.
- Stock up on furnace filters and change them monthly.
- If your home is heated by a hot-water radiator, bleed the valves by opening them slightly and when water appears, close them.

2) Get the Fireplace Ready

- Cap or screen the top of the chimney to keep out rodents and birds.
- If the chimney hasn't been cleaned for a while, call a chimney sweep to remove soot and creosote.
- Store firewood in a dry place away from the exterior walls of your home.
- Inspect the damper for proper opening & closing.

3) Check the Exterior, Doors and Windows

- Inspect exterior for crevice cracks and exposed entry points around pipes.
- If your home has a basement, consider protecting its window wells by covering them with plastic shields.
- Remove screens and install storm windows.

4) Inspect Roof, Gutters & Downspouts

- Adding extra insulation to the attic will prevent warm air from creeping to your roof and causing ice dams.
- Check flashing to ensure water cannot enter.
- Replace worn roof shingles or tiles.
- Clean out the gutters and use a hose to spray water down the downspouts to clear away debris.
- Consider installing leaf guards on the gutters or extensions on the downspouts to direct water away from the home.

5) Service Weather-Specific Equipment

- Drain gas from lawnmowers.
- Service or tune-up snow blowers.
- Replace worn rakes and snow shovels.
- Clean, dry and store gardening equipment.
- Sharpen ice choppers and buy bags of ice-melt / sand.

6) Check Foundations

- Rake away debris from the foundation.
- Seal up entry points to keep small animals from crawling under the house.
- Tuckpoint or seal foundation cracks. Mice can slip through space as thin as a dime.
- Inspect sill plates for dry rot or pest infestation.
- Secure crawlspace entrances.

7) Check Smoke and Carbon Monoxide Detectors

- Buy extra smoke detector batteries and change them when daylight savings ends (November 7th this year).
- Install a carbon monoxide detector near your furnace and/or water heater.
- Buy a fire extinguisher or replace an extinguisher older than 10 years.

8) Prevent Plumbing Freezes

- Locate your water main in the event you need to shut it off in an emergency.
- Drain all garden hoses.
- Insulate exposed plumbing pipes.
- If you go on vacation, leave the heat on and set to at least 55 degrees.

9) Prepare Landscaping & Outdoor Surfaces

- Trim trees if branches hang too close to the house or electrical wires.
- Plant spring flower bulbs and lift bulbs that cannot winter over such as dahlias.
- Seal driveways, brick patios and wood decks.

*(Excerpts from Preparing Your Home for Winter
by Elizabeth Weintraub for about.com)*

Charles Reinhart Company
500 East Eisenhower Parkway, Suite 200
Ann Arbor, MI 48108



This Month's Featured Listing


112 South Revena ~ Offered at \$435,000

A Perfect Melding of Old West Side Character & Contemporary Design



There is a special feeling of comfort beginning with the walk up the brick pavers. The entry with oak hardwood, flat paneled coat closet and sleek u-shaped chrome handles, is the first introduction of how modern design and traditional spaces combine. French doors open into the living room featuring columns, cozy fireplace and an interior palette of relaxing cool greens and blues.

Lovely new kitchen by Westside Builders is thoughtfully designed and implemented. Dining area walks out to redwood deck & private fenced back yard. Bedrooms have birch closet walls with built-in drawers, shelving and clothing racks. Full bath with skylight, recessed lighting and separate tub/shower area is roomy with built-in storage. The basement has family room get-away space, an extra half bath, under porch cellar space and laundry room. Large 2.5 car garage has walkup studio or workshop with electricity.



Call Barbara at 734.645.9054 for an appointment or visit www.112SouthRevena.com for your own private virtual tour.